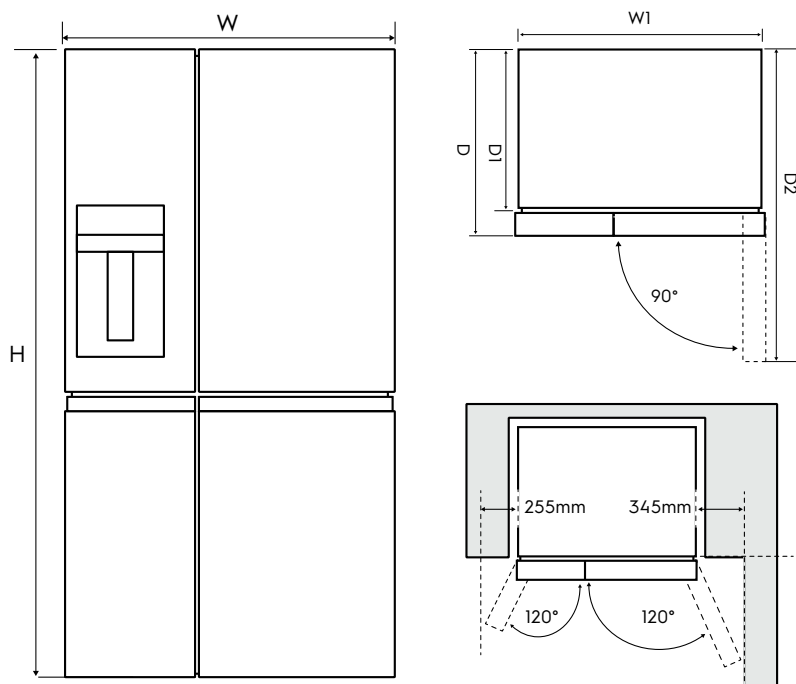


Dimension Guide

French door refrigerator

Model:
EQE6179B-B



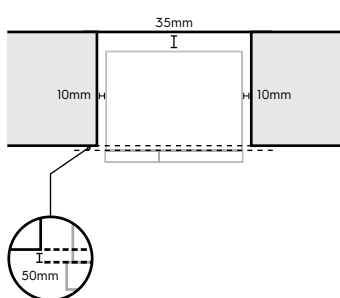
When positioned In a corner area, spacing of at least 345mm on the right hinge side and 255mm on the left hinge to enable the removal of bins and shelves.

Installation options for optimal aesthetics :

Minimum side clearance kitchen cabinet

Fridge must sit 50mm proud of kitchen cabinetry.

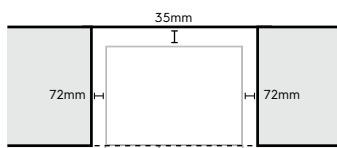
Minimum cabinetry opening (WxDxH) : 928mm x 613mm x 1807mm



Front of fridge in line with kitchen cabinet

Side clearance must be 72mm either side of the fridge, to have the fridge doors siting proud of the kitchen cabinetry.

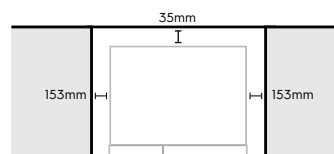
Minimum cabinetry opening (WxDxH) : 1052mm x 663mm x 1807mm



Fridge door flush with the kitchen cabinet

Side clearance must be 153mm either side of the fridge, to have the fridge doors siting flush with the kitchen cabinetry

Minimum cabinetry opening (WxDxH) : 1215mm x 784mm x 1807mm



Please note : Top gap all 25mm

French door refrigerator models:	Total width (W)	Total depth (D)	Maximum height (H)	Cabinet width (W1)	Cabinet Height (H1)	Cabinet depth (D1)	Depth door open (D2)
EQE6179B-B	913	749	1782	908	1730	625	1189

Important! Please ensure that the access to your kitchen (including doorways, corridors, island benches, etc) allows sufficient clearance to move your fridge into position.

Please note! Dimensions to be used as a guide only. All customers MUST refer to the user manual supplied with the product for detailed installation instructions.

© 2024 Electrolux S.E.A PTE. LTD. ELX_DIM_EQE6179B-B_Feb24